




Lucy's new pencil case

Lesson 1

Listen, say and point.



Play the Bug Race.



- Say the chant *I've got a pencil* and point to the pictures.
- Play the Bug Race: *pencil, rubber, crayons, pencil sharpener, pencil case, scissors, glue.*



Lesson 2

Listen to the story.



- Tell the story with the story cards. Tell the story again and the pupils follow in their books.





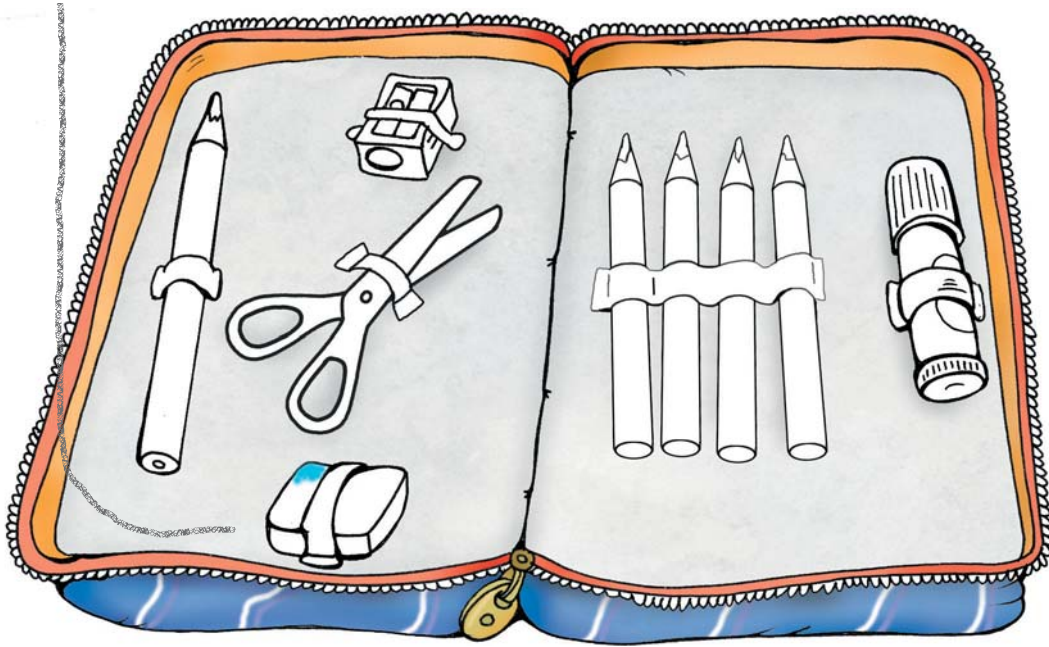
Lesson 2

Read, match and colour.

rubber

pencil

pencil sharpener

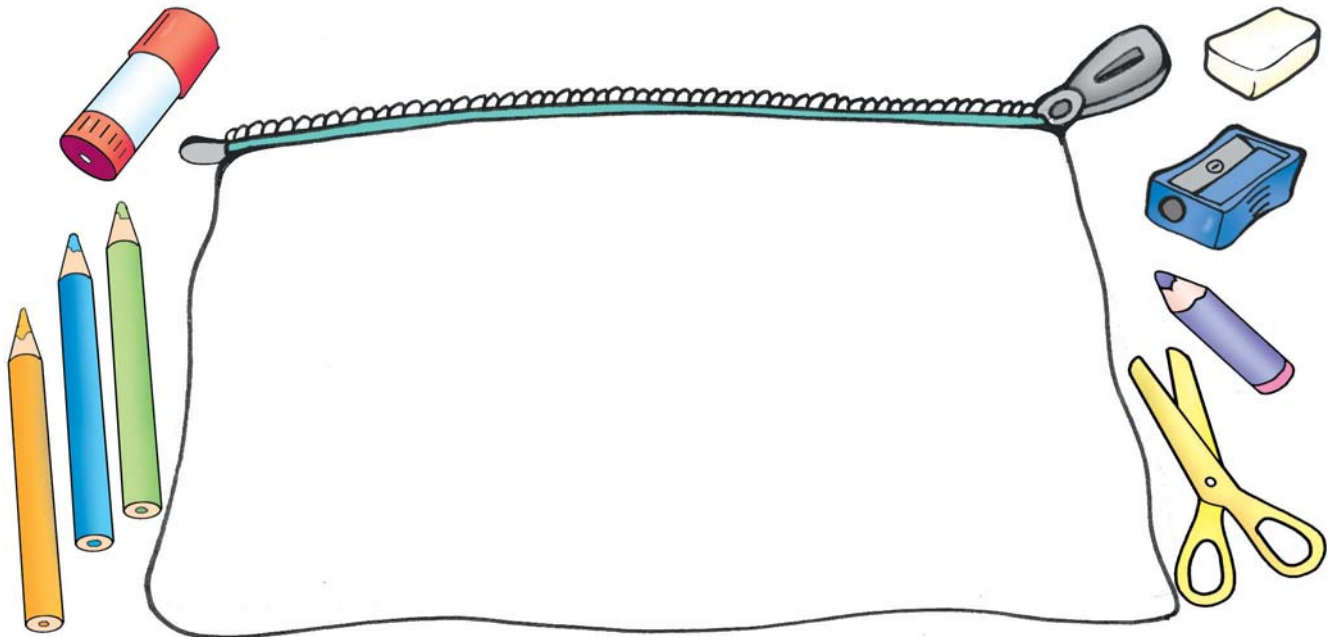


crayons

scissors

glue

Draw and play.



Lesson 3

Make the cards on page 57. Sing the song.



- Read and match the pictures and words. Colour the pictures or do a colour dictation.
- Draw three things in your pencil case. Play a guessing game: *Scissors?* Yes. / No.

Lesson 4

Match and write.





pencil pencil sharpener glue scissors rubber crayons



pencil

Listen and circle.




- Match and write what the bugs borrow from Lucy in the story.
- Listen and circle what the children ask to borrow. Name the objects.





Lesson 5

Draw, write and sing.



Read, match and colour.



one

ten

two

three

four


five

six

seven

eight

nine



- Draw nine legs and write the numbers. Sing *The centipede's song*.
- Read and match the words and numbers. Colour the numbers.





Lesson 6

Look, write and circle. 



	<input checked="" type="checkbox"/>		6
---	-------------------------------------	---	---





	<input type="checkbox"/>		
---	--------------------------	---	--



	<input type="checkbox"/>		
---	--------------------------	---	--



	<input type="checkbox"/>		
--	--------------------------	--	--




	<input type="checkbox"/>		
--	--------------------------	--	--



	<input type="checkbox"/>		
--	--------------------------	--	--

Draw and colour.  



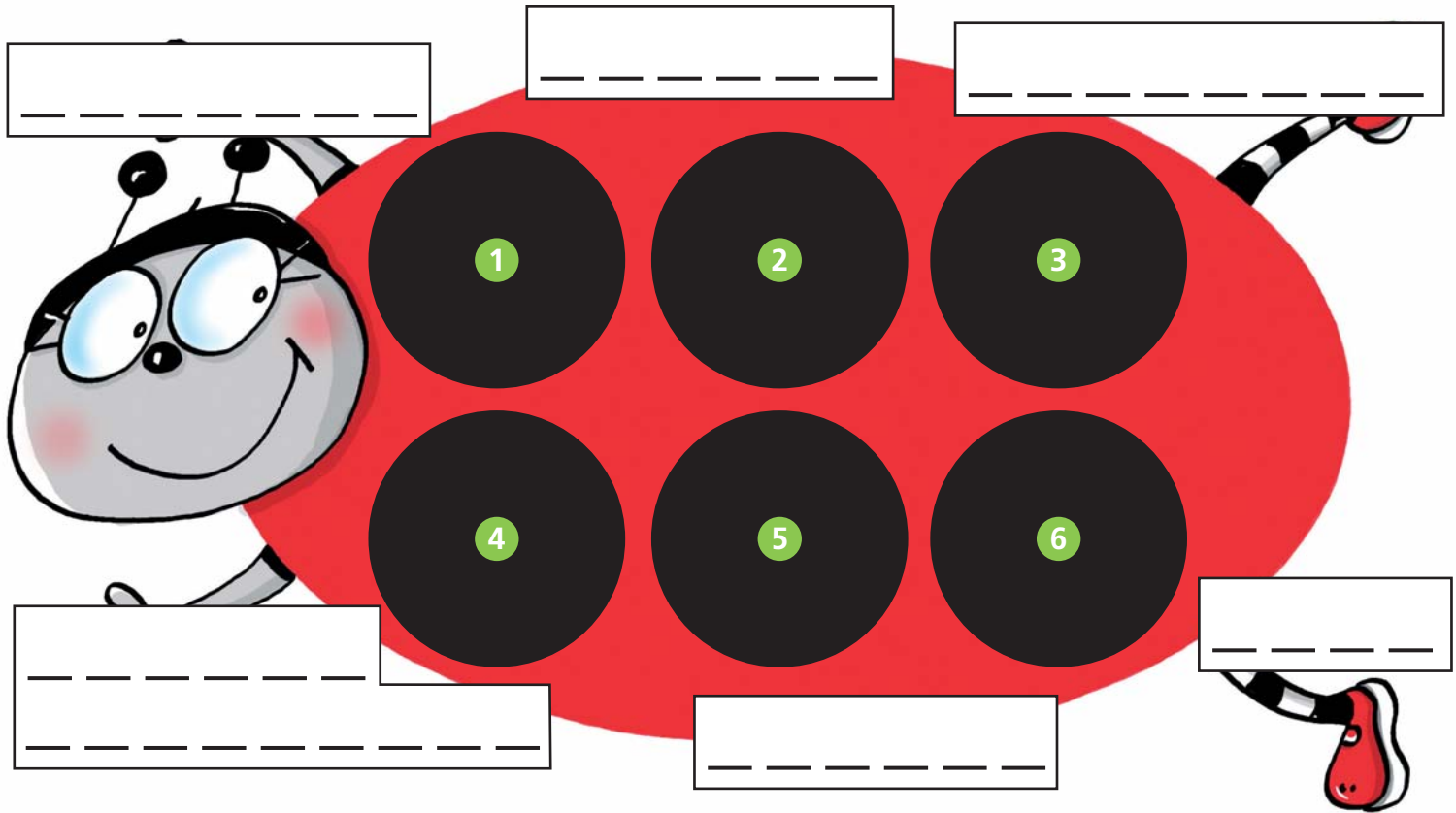
Lesson 7

Make the minibook of the story on page 59.  


- Tick if the bug has wings. Then count the legs and write the number. Circle and name the insects.
- Draw and colour your favourite bug.

Lesson 8

Listen and put on the stickers. Write the words.



Read and write the numbers.



Colour and write the words on Lucy's Pictionary Page (pages 52-53).



- Listen and put on the Unit 1 stickers. Write the words. Look at page 6 to help you.
- Read and write the numbers.
- Say *Well done! You've finished Unit 1. Put on the sticker of Lucy.*