




A I'm learning English

A1 Why are you learning English?

- 01 **1a** Der erste Tag im A2-Englischkurs. Hören Sie vier Lerner, die sich vorstellen und ihre Motivation beschreiben. Ordnen Sie die Sprecher den Fotos zu.

Miguel • Barbara • Charlie • Jasmin



- 01 **1b** Hören Sie Track 1 noch einmal und kreuzen Sie an, welche Aussagen richtig (*true*) und welche falsch (*false*) sind.

	true	false
1. Miguel learned English at school.	<input type="checkbox"/>	<input type="checkbox"/>
2. Miguel wants to study at an American university.	<input type="checkbox"/>	<input type="checkbox"/>
3. Barbara wants to help her children with their homework.	<input type="checkbox"/>	<input type="checkbox"/>
4. Barbara speaks English every day.	<input type="checkbox"/>	<input type="checkbox"/>
5. Charlie wants to learn English for his job.	<input type="checkbox"/>	<input type="checkbox"/>
6. Charlie is going to work in India.	<input type="checkbox"/>	<input type="checkbox"/>
7. Jasmin has never taken an English course before.	<input type="checkbox"/>	<input type="checkbox"/>
8. Jasmin likes talking to customers in English.	<input type="checkbox"/>	<input type="checkbox"/>

- 02 **1c** Hören Sie, zunächst ohne den Text mitzulesen, den Dialog zwischen Miguel und Barbara und ergänzen Sie danach die Lücken mit den angegebenen Ausdrücken. Hören Sie dann noch einmal zur Kontrolle.

an English-speaking country • are you learning • a trip to • lots of time •
to help them • need English for your job • nice to meet you

Miguel: Hi, you're Barbara, right? I'm Miguel.

Barbara: Yes, I'm Barbara. Nice to meet you _____, Miguel!
Where are you from?

Miguel: I'm Spanish, but I live here in Cologne. Why _____
English?

Barbara: I have three grandchildren and I want _____ with
their homework. I'm retired now and so I have _____.
What about you? Do you _____?

Miguel: No, I'm a student and love travelling. My best friend and I are planning
_____ the United States next summer. Have you
ever been to _____?

Barbara: No, but I've been to Spain lots of times. I love it there.

- 03 **1d** Jetzt sind Sie dran. Antworten Sie wie im Beispiel und mithilfe der Sätze, die Sie hören. Hören Sie zunächst das Beispiel. Was Sie sagen sollen, ist mit ▲ gekennzeichnet.

Beispiel:

- Hi, I'm George. What's your name?
- Ich bin Rachel. Es freut mich, dich kennenzulernen, George.
- ▲ I'm Rachel. Nice to meet you, George!



A1 Why are you learning English?

► 01 1a Text

Miguel: Hi, I'm Miguel from Spain. I'm a university student and love travelling. I learned a lot of grammar in my English classes at school but I cannot speak very well. My best friend and I are planning a 4-week trip to the United States next summer, and that's why I want to practise speaking English. I really enjoy meeting new people and talking to them.

Barbara: Hello, my name's Barbara. I've decided to take an English course because I'd like to help my grandchildren with their homework. My grandchildren come to my house after school every day. The last time I spoke English was about 20 years ago, and I've forgotten a lot of things.

Charlie: Hi, I'm Charlie and I need English for my job. I'm going to Mumbai in India soon for an IT project. All my colleagues in India speak English, but it's not like the British English which I learned at school. I hope I can understand them.

Jasmin: Hello, I'm Jasmin. I never learned English at school, but I have taken many evening courses over the years. English is important to me because I work in a department store in the city centre and often have customers who don't speak German. I really enjoy speaking English with them – and it's a great way to practise.

Lösung

A – Barbara B – Jasmin C – Miguel D – Charlie

► 01 1b Lösung

	true	false
1. Miguel learned English at school.	<input checked="" type="checkbox"/>	<input type="checkbox"/>
2. Miguel wants to study at an American university. <i>He's planning a trip to the United States next summer.</i>	<input type="checkbox"/>	<input checked="" type="checkbox"/>
3. Barbara wants to help her children with their homework. <i>She wants to help her grandchildren.</i>	<input type="checkbox"/>	<input checked="" type="checkbox"/>
4. Barbara speaks English every day. <i>The last time she spoke English was 20 years ago.</i>	<input type="checkbox"/>	<input checked="" type="checkbox"/>
5. Charlie wants to learn English for his job.	<input checked="" type="checkbox"/>	<input type="checkbox"/>
6. Charlie is going to work in India.	<input checked="" type="checkbox"/>	<input type="checkbox"/>
7. Jasmin has never taken an English course before. <i>She has taken many evening courses over the years.</i>	<input type="checkbox"/>	<input checked="" type="checkbox"/>
8. Jasmin likes talking to customers in English.	<input checked="" type="checkbox"/>	<input type="checkbox"/>

► 02 **1c Text und Lösung**

Miguel: Hi, you're Barbara, right? I'm Miguel.

Barbara: Yes, I'm Barbara. *Nice to meet you*, Miguel! Where are you from?

Miguel: I'm Spanish, but I live here in Cologne. Why *are you learning* English?

Barbara: I have three grandchildren, and I want *to help them* with their homework. I'm retired now and so I have *lots of time*. What about you? Do you *need English for your job*?

Miguel: No, I'm a student and love travelling. My best friend and I are planning *a trip to* the United States next summer. Have you ever been to *an English-speaking country*?

Barbara: No, but I've been to Spain lots of times. I love it there.

► 03 **1d Text und Lösung**

1. ■ Why are you learning English?

– *Ich brauche Englisch für meinen Beruf.*

▲ *I need English for my job.*

2. ■ And why are you learning English?

– *Ich reise gern. / Ich liebe es zu reisen.*

▲ *I love travelling.*

3. ■ Have you ever been to an English-speaking country?

– *Ja, ich war in England und Australien.*

▲ *Yes, I've been to England and Australia.*



A2 When do you usually speak English?

- 04 **2a Hören Sie einen Podcast mit Tipps zum Sprachenlernen und kreuzen Sie die richtige Aussage an.**

The most important thing is that you

- watch films without subtitles.
- don't worry about making mistakes.
- travel to English-speaking countries.



- 04 **2b Hören Sie den Podcast noch einmal und verbinden Sie die Satzteile miteinander.**

- | | |
|----------------|--------------------------------|
| 1. Don't worry | a. to audiobooks and podcasts. |
| 2. Speak | b. films in English. |
| 3. Watch | c. easy books and short texts. |
| 4. Listen | d. English as much as you can. |
| 5. Read | e. about making mistakes. |

- 05 **2c Kreuzen Sie das jeweils passende Wort an. Hören Sie anschließend zur Kontrolle.**

1. Do you have any tips for learn learning English?
2. I'd like to practise to exercise my speaking skills. Do you have any tips?
3. What can I do to improve to better my reading skills?

- 06 **2d Jetzt sind Sie dran. Antworten Sie wie im Beispiel und mithilfe der Sätze, die Sie hören. Hören Sie zunächst das Beispiel. Was Sie sagen sollen, ist mit ▲ gekennzeichnet.**

Beispiel:

- I'd like to improve my reading skills. Do you have any tips?
- *Lies / Lesen Sie einfache Bücher und kurze Texte.*
- ▲ *Read easy books and short texts.*

- 07 **2e** Vier Personen unterhalten sich darüber, wann und wo sie Englisch sprechen. Ordnen Sie die Dialoge den Fotos zu.



Dialog ____



Dialog ____



Dialog ____



Dialog ____

- 07 **2f** Hören Sie die Dialoge noch einmal. Wer spricht in den folgenden Situationen Englisch? Schreiben Sie die Namen der Dialogpartner.

1. _____ speaks English when she's visiting friends in England.
2. _____ usually speaks English when he's travelling.
3. _____ often speaks English at work, in international meetings.
4. _____ speaks English with her daughter-in-law and her daughter's boyfriend.

- 08 **2g** Jetzt sind Sie dran. Antworten Sie wie im Beispiel und mithilfe der Angaben, die Sie hören. Hören Sie zunächst das Beispiel.

Beispiel:

- Does Paul sometimes speak English at work?
– every day
- ▲ Yes, he speaks English at work every day.

A2 When do you usually speak English?

► 04 2a Text

Hi there, it's me again, Jim, from learn-a-lang with five tips for learning English. The good thing is: these tips work at any level and will help you improve your reading, writing, speaking and listening skills.

Tip number one is the most important: Don't worry about making mistakes. Mistakes belong to life and you can learn from them. Tip number two: Speak English as much as you can and take risks when you do it. Three: Watch films in English. If you want, you can use subtitles to help you. Tip number four: Listen to audiobooks and podcasts. They're a good way to practise because you can listen as many times as you want. And finally: Read easy books and short texts. You can find some great ones in bookshops or on the Internet.

I hope you'll find these tips helpful. Next week will be all about learning vocabulary. I hope you can join me then!

Lösung: The most important thing is that you *don't worry about making mistakes*.

► 04 2b Lösung

1. e. 2. d. 3. b. 4. a. 5. c.

► 05 2c Text und Lösung

1. Do you have any tips for learning English?
2. I'd like to practise my speaking skills.
Do you have any tips?
3. What can I do to improve my reading skills?



► 06 2d Text und Lösung

1. ■ What can I do to improve my listening skills?
 - Hör / Hören Sie Hörbücher und Podcasts auf Englisch.
 - ▲ Listen to audiobooks and podcasts in English.
2. ■ And what can I do to practise my speaking skills?
 - Sprich / Sprechen Sie so viel wie möglich.
 - ▲ Speak as much as you can.
3. ■ Do you have any other tips for learning English?
 - Ja, hab / haben Sie keine Angst Fehler zu machen.
 - ▲ Yes, don't worry about making mistakes.

▶ 07 **2e Text und Lösung****B Dialog 1**

- Do you sometimes speak English at work, Martin?
- Oh yes, every day. I work for an international company and all our meetings are in English.

D Dialog 2

- Vanessa, which language do you speak at home, German or English?
- ◆ Well, I speak German with my husband and my children, of course. But my daughter's boyfriend is from Ethiopia, and my son's wife is Spanish, so we're a very international family. When we're all together, we speak English with each other.

C Dialog 3

- Do you sometimes speak English with your friends, Rita?
- ◆ Yes, I have very good friends in England, they live in Cornwall. We visit each other often with our children. We always speak English when we're together. It's great for our children, who are learning English at school.

A Dialog 4

- What about you, Tim? When do you usually speak English?
- ▲ I travel a lot and I find English very useful. I like to spend my holidays in Spain or Greece, for example, but I don't know any Spanish or Greek. But I can use English there, at the airport, for example, or at the hotel or in a restaurant.

▶ 07 **2f Lösung**

1. Rita
2. Tim
3. Martin
4. Vanessa

▶ 08 **2g Text und Lösung**

1. ■ Which languages does Emma speak at home?
 - *Spanish: husband's family, English: children*
 - ▲ *She speaks Spanish with her husband's family and English with her children.*
2. ■ Does Giovanni sometimes speak English with his friends?
 - *friends from Australia*
 - ▲ *Yes, he speaks English with his friends from Australia.*
3. ■ When does Elisa usually speak English?
 - *travelling*
 - ▲ *She usually speaks English when she's travelling.*

A3 What is the course like?

- ▶ 09 **3a Hören Sie die drei Dialoge. Um welches Thema geht es?**

- doing homework English courses
 English at the office



- ▶ 09 **3b Hören Sie die Dialoge noch einmal und verbinden Sie die Satzhälften.**

- | | |
|---------------------------------|----------------------------------|
| 1. What time does | a. the English course? |
| 2. Are you also here for | b. like the course? |
| 3. I learned English at school, | c. some English. |
| 4. I know | d. but that was a long time ago. |
| 5. How do you | e. the course start? |

- ▶ 10 **3c Eine englische Bekannte, die wenig Deutsch kann, sieht eine Anzeige für einen Deutschkurs, versteht aber nicht alles. Hören und ergänzen Sie die Fragen, die sie Ihnen zur Anzeige stellt.**

- _____ does it _____ about the teachers?
- _____ are the classes?
- _____ do the classes _____?
- I know _____ German. What _____ I do?
- When can I _____?

DEUTSCHLERNEN MACHT SPASS! KOMMEN SIE ZU UNS!

- ▶ **Unsere Lehrer** sind alle qualifiziert und erfahren und wissen, wie man Sprache am besten lernt.
- ▶ **Unsere Gruppen** sind klein (6 bis 12 Lerner pro Gruppe) und wir bieten Kurse für Kinder, Jugendliche und Erwachsene.
- ▶ **Der Unterricht** findet montags bis freitags jeweils zwischen 9:00 und 21:00 statt, wie es Ihnen passt.

Wenn Sie kein/e Anfänger/in sind, sprechen Sie mit uns. Wir beraten Sie gerne und machen einen Einstufungstest (*placement test*). Sie können jederzeit anfangen.

- ▶ 11 **3d Beantworten Sie die Fragen Ihrer englischen Bekannten wie im Beispiel und mithilfe der Angaben in der Anzeige in 3c. Was Sie sagen sollen, ist mit ▲ gekennzeichnet.**

Beispiel:

- What does it say about the teachers?
- ▲ *The teachers are all qualified and experienced.*

A3 What is the course like?

► 09 3a/b Text

Dialog 1

- Hi Lisa, it's Mark. Do you want to go to the cinema this evening?
- No, I'm sorry, I can't. I'm going to my new Business English course.
- Business English, wow! What time does the course start?
- At 6:30 p.m. But maybe we could go to the late film ...?

Dialog 2

- ▲ Hi! Are you also here for the English course?
- ◆ Yes. I learned English at school, but that was a long time ago and I've forgotten a lot.
- ▲ Yeah, me too. I'm Jennifer, by the way.
- ◆ Nice to meet you, Jennifer. I'm Carlotta, but you can call me Lotta.

Dialog 3

- ◆ Hi, Sue. Guess what? I'm learning English again.
- Great! So, are you in a beginners' course?
- ◆ Haha! No, I'm not because I know some English. I had four years of English at school. Remember?
- I know. I was just joking. So, how do you like the course?
- ◆ It's a lot of fun!

3a Lösung: English courses

3b Lösung: 1. e 2. a 3. d 4. c 5. b

► 10 3c Text und Lösung

- | | |
|---|-------------------------------|
| 1. <i>What</i> does it <i>say</i> about the teachers? | 4. I know <i>some</i> German. |
| 2. <i>How big</i> are the classes? | What <i>should</i> I do? |
| 3. <i>When</i> do the classes <i>start</i> ? | 5. When can I <i>start</i> ? |

► 11 3d Text und Lösung

- | | |
|--|--|
| 1. ■ How big are the classes? | 3. ■ I know some German. What should I do? |
| ▲ <i>There are 6 to 12 people in a class.</i> | ▲ <i>You can talk to them and take a placement test.</i> |
| 2. ■ When do the classes start? | 4. ■ When can I start? |
| ▲ <i>The classes start between 9 a.m. and 9 p.m.</i> | ▲ <i>You can start any time.</i> |

16 A I'm learning English

Quellenverzeichnis

Cover, Rücktitel:

© Getty Images/E+/Drazen_

Fotos Innenteil:

- S. 7: A bis D © Thinkstock/iStock/Ridofranz, Florian Bachmeier, Schliersee, © fotolia/nandyphotos, © Getty Images/iStock/stockfour
- S. 8: © Shutterstock.com/l i g h t p o e t
- S. 10: © Getty Images/E+/swissmediavision
- S. 11: © Getty Images/iStock/fizkes
- S. 12: A bis D © Thinkstock/Photodisc/Digital Vision, © fotolia/Rido, © Getty Images/E+/Dean Mitchell, © Getty Images/iStock/JackF
- S. 13: © Getty Images/E+/SDI Productions
- S. 15: © Thinkstock/Wavebreakmedia Ltd
- S. 17: oben © Getty Images/iStock/william87, 1 bis 12: © Thinkstock/iStock/Maksym Bondarchuk, © Thinkstock/iStock/tiler84, © iStock/Kais Tolmats, © Getty Images/Grassetto sein, © Thinkstock/iStockphoto, © Fotolia/Sashkin, © Thinkstock/iStock/WesAbrams, © fotolia/Stockcity, © Thinkstock/iStock/scanrail, © Thinkstock/iStock/Pogotskiy, © Thinkstock/PhotoObjects.net/Hemera Technologies, © iStock/montego666
- S. 18: oben und unten © lyudinka – stock.adobe.com
- S. 21: oben © Getty Images/iStock/savoilic, unten © Getty Images/iStock/RolfSt
- S. 24: © Thinkstock/iStock/thodonal
- S. 26: © Getty Images/iStock/crossbrain66
- S. 27: © Getty Images/E+/franckreporter
- S. 28: A bis D © Thinkstock/iStockphoto, © Thinkstock/iStock/photogearch, © Thinkstock/iStock/SlidePix, © Getty Images/iStock/grafxart8888
- S. 29: © Getty Images/iStock/gjadassfanny
- S. 32: © Getty Images/iStock/MasterLu
- S. 34: © Getty Images/iStock/jamegaw
- S. 35: © Getty Images/iStock/AntonioGuillem
- S. 37: Wettersymbole © Getty Images/iStock/Suesse
- S. 39: © Getty Images/E+/MStudioImages
- S. 40: © Thinkstock/iStock
- S. 42: © Getty Images/iStock/Jetlinerimages
- S. 43: A bis C © Getty Images/iStock/romrodinka, © Getty Images/iStock/SbytovaMN, © Getty Images/iStock/tatyana_tomsickova, Koffer gelb © Getty Images/iStock/dorian2013, Reihe unten von links © Getty Images/iStock/ffolas, © Getty Images/iStock/george tsartsianidis, © Getty Images/iStock/Bet_Noire, © Getty Images/iStock/Paffy69
- S. 44: © Getty Images/iStock/danr13
- S. 45: Schilder © Getty Images/iStock/phojaip, unten © Getty Images/iStock/grinvalds
- S. 46: © Getty Images/iStock/tzahiV
- S. 48: © Getty Images/iStock/YakobchukOlena
- S. 49: © Getty Images/iStock/anyaberkut
- S. 51: © Getty Images/E+/LeoPatrizi
- S. 52: oben © iStockphoto/skodonnell, Mitte © Getty Images/E+/4FR
- S. 56: © Getty Images/iStock/Petko Ninov
- S. 57: © Getty Images/E+/MesquitaFMS
- S. 58: © Getty Images/E+/PhotoAttractive
- S. 60: © Getty Images/iStock/DragonImages
- S. 61: © PantherMedia/Wavebreakmedia ltd
- S. 63: von oben © Thinkstock/iStock/Kai Chiang, © Thinkstock/iStock/kjekol, © Thinkstock/Getty Images/Hemera Technologies, © Thinkstock/iStockphoto
- S. 64: links © Getty Images/E+/Tomml, rechts © Getty Images/E+/LeoPatrizi
- S. 65: © Getty Images/iStock/monkeybusinessimages
- S. 67: © Getty Images/E+/EmirMemedovski
- S. 68: © Getty Images/DigitalVision/Morsa Images
- S. 69: © Getty Images/iStock/bernardbodo
- S. 71: © Getty Images/iStock/michaeljung
- S. 72: A © Stockbyte, B © Getty Images/iStock/AntonioGuillem, unten © Getty Images/E+/mediaphotos
- S. 76: 1 bis 5 © Rutairat – stock.adobe.com, © Getty Images/iStock/browndogstudios, © Thinkstock/iStock/bubaone, © anniris – stock.adobe.com, © Thinkstock/iStock/bubaone
- S. 77: © Getty Images/E+/SDI Productions
- S. 79: 1 bis 4 © Thinkstock/Stockbyte, © iStock/SPrada, © Getty Images/iStock/mihtiander, © Getty Images/E+/kupicoo

- S. 81: © Getty Images/iStock/ViewApart
- S. 82: © Getty Images/iStock/Maridav
- S. 85: © Getty Images/iStock/bhofack2
- S. 86: © Getty Images/E+/katleho Seisa
- S. 88: von oben © Getty Images/iStock/svetikd, © Getty Images/E+/belchonock, © Getty Images/iStock/ASphotowed
- S. 91: A bis C © Getty Images/iStock/dr911, © Getty Images/iStock/kirin_photo, © Getty Images/iStock/MSPhotographic
- S. 93: © Getty Images/E+/Vladimir Vladimirov
- S. 94: © Getty Images/Torresigner, © Thinkstock/iStock/ratmaner, © Getty Images/E+/Magone, © Getty Images/iStock/iko636
- S. 95: © Thinkstock/iStock/Rawpixel
- S. 97: Mann mit Brille © Getty Images/iStock/g-stockstudio, 1 bis 4 © Getty Images/iStock/Aleksej Sarifulin, © Getty Images/iStock/Aleksej Sarifulin, © Getty Images/iStock/GeorgeRudy, © Getty Images/iStock/triocean
- S. 99: A bis F © Getty Images/iStock/fizkes, © Getty Images/OJO Images/Martin Barraud, © Getty Images/iStock/fizkes, © Getty Images/iStock/seb_ra, © Getty Images/iStock/PicLeidenschaft, © Getty Images/E+/Tassii
- S. 101: oben © Getty Images/iStock/Halfpoint, unten © Getty Images/iStock/LightFieldStudios
- S. 102: © Getty Images/E+/PeopleImages
- S. 104: © Getty Images/iStock/GlobalStock

Bildredaktion:

Cornelia Hellenschmidt, Hueber Verlag, München

Inhalt des MP3-Downloads zum Buch:

© 2020 Hueber Verlag GmbH & Co. KG, München, Deutschland – Alle Urheber- und Leistungsschutzrechte vorbehalten.

Sprecherinnen und Sprecher: Jenny Evans, Tania Higgins, David Ingram, Ben Plunkett-Reynolds

Produktion: Atrium Studio Medienproduktion GmbH, München, Deutschland