

6

At the Beach

Lesson 1 Vocabulary and Listening

1 Look, read and write.




1 collecting shells




2 making a sandcastle



3 playing volleyball



4 playing beach tennis




5 playing with a soccer ball



6 swimming in the ocean




7 fishing



8 surfing



9 putting on a beach towel




10 lying in the sun

2 Listen and number. Write.




hopscotch tag hide and seek cards



3 Look and write.

1 I'm fishing.



6 Lesson 2 An adventure story

SHARK Attack!

4 Read and match.

- 1 Some children are having fun ...
- 2 Sam and Lia are snorkelling ...
- 3 The shark is swimming towards ...
- 4 The dolphins are swimming and ...
- 5 Sam and Lia ...

jumping in the water.
are safe.
on the beach.
Sam and Lia.
in the sea.



5 Look and write.

1 I'm making a sandcastle.



2 I'm _____.



3 We're _____.



4 We're _____.



Home-School Link

6 Read and reflect. Circle and write.

- 1 I think Sam and Lia are lucky / clever to escape.
- 2 I want to learn more about sharks / dolphins.
- 3 In this story, I like _____.
- 4 My favourite character is _____.

7 Write six words from the story. Tell your family what they mean.

- 1 _____ 2 _____ 3 _____
- 4 _____ 5 _____ 6 _____

Lesson 3 Grammar and Writing

Grrr... is for Grammar!

6

8 Read and write. Learn.

1 What are you doing? I'm (✓) _____ a sandcastle.

2 Are you playing volleyball? Yes, I _____.

3 _____ you fishing? No, I'm not.

He's lying in the shade. 4 (✓) S _____'s fishing.

We're swimming. 5 (✓) T _____'re playing Frisbee.

Tiger Tips Remember!

- I'm = I am
- You're = You are
- He's = He is
- She's = She is
- We're = We are
- They're = They are

9 Order and write. Look and answer.


1 you / Are / ? / shells / collecting
Are you collecting shells? No, I'm not.

2 swimming / ? / Are / in / you / sea / the

3 the / lying / ? / you / shade / in / Are



10 Look and write.



He

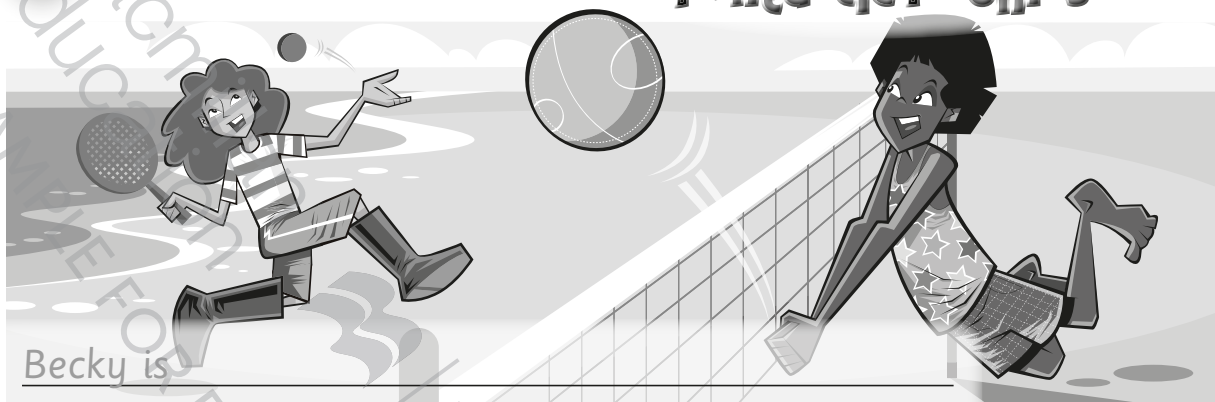


They

6 Lesson 4 Grammar, Listening and Writing

11 Remember, write and say.

Fantastic Phonics



Becky is

Victor is

12 Remember the *It's summer time!* song. Write. Listen and check.

It's summer time for everyone.

*We're playing on the beach,
we're having fun.*

I'm collecting shells.

He's _____ in the sea.

She's _____ on sun cream.

They're _____ under a tree.

I'm _____ a sandcastle.

She's _____ volleyball.

He's _____ a book.

They're doing nothing at all.




Home-School Link


13 Sing the song at home with your family.




14 Look and write.




1 He's
snorkelling.



2 _____



3 They're _____



4 _____


Lesson 5 Reading, Writing and Speaking



Natural Science

15 Look and match.

- 1 starfish
- 2 seahorse
- 3 crab
- 4 seaweed
- 5 sea urchin
- 6 jellyfish



16 → Go to Student's Book page 50. Read and write.

- 1 It's walking sideways. It's the crab.
- 2 Lots of little fish are hiding here. It's the
- 3 It's resting in the rock pool. _____
- 4 It's got sharp spikes. _____
- 5 It's catching tiny animals. _____
- 6 It's swimming in the rock pool. _____

17 Write your opinion. Tell a friend.



I like ...



I don't like ...

18 Choose and write about your favourite animal.

Lesson 6 Listening, Reading and Writing

19 Listen and tick (✓).

- | | |
|---|---|
| 1 seaside <input type="checkbox"/> | countryside <input checked="" type="checkbox"/> |
| 2 camp <input type="checkbox"/> | bed and breakfast <input type="checkbox"/> |
| 3 cloudy and raining <input type="checkbox"/> | sunny and hot <input type="checkbox"/> |
| 4 walking <input type="checkbox"/> | riding a horse <input type="checkbox"/> |
| 5 birds <input type="checkbox"/> | flowers <input type="checkbox"/> |



Granny



Liz

20 Read James's project.

My notes:

- where I am and where I'm staying – the countryside, bed and breakfast
- the weather – cloudy and raining
- what my friends and I are doing – me: waiting to go for a walk with Mick, Simon: playing on the computer, Amy: reading

A holiday postcard:

Dear Uncle Harry,
I hope you're well. I'm having a great time in the countryside. We're staying in a bed and breakfast. It's brilliant! Today it's cloudy and raining. I'm waiting to go for a walk with Mick. Simon is playing on the computer. Amy is reading. There are lots of birds, animals and flowers. It's interesting and fun. I don't want the holiday to end! See you soon!
Love from
James

Greetings from England



Remember!

- Start **Dear** and end **Love from** when you write to someone in your family!



Now write your notes and project in your notebook.



Home-School Link

21



Use technology to extend your project.

Lesson 7 Unit Review Vocabulary and Grammar



22



Listen and number. Write.



23

Write and answer for you.

1



Are you reading?

2



3



4




24

Look and write.




1 He's



2



3



4

Lesson 8 Unit Review CLIL, Culture and Self-assessment




25 → Go to Student's Book page 50. Read and write the answers.

- 1 What's the crab looking for? It's
- 2 Where are little fish hiding? _____
- 3 Where is the starfish? _____
- 4 What's the jellyfish doing? _____
- 5 What has the sea urchin got? _____

26  Listen and read. Write the correct sentences in your notebook.

- 1 I'm having a great time in the countryside.
I'm having a great time at the seaside.
- 2 We're staying at a camp near the beach.
- 3 Today it's cloudy and raining.
- 4 I'm playing volleyball on the beach.
- 5 My friend is collecting shells.



Sam

27 Complete the Picture Dictionary for Unit 6.

28  Listen and say Yes or No.



I can name beach activities.



Yes.

Learning to LEARN

 **Home-School Link**

29 Complete your *Tiger Team* score card.

My Tiger Team score card

My work in Unit 6 is:	My Learning Plan
OK ★	I plan to:
Good ★ ★	<input type="checkbox"/> read Unit 6 again
Very good ★ ★ ★	<input type="checkbox"/> write a list of words to remember
Excellent ★ ★ ★ ★	<input type="checkbox"/> learn the grammar table
	<input type="checkbox"/> write postcards in English

30 Do an activity from your Learning Plan and complete your *Progress Journal* for Unit 6.