

# 6

# In the Countryside

## Lesson 1




## Vocabulary

Listen, read and look.

We read a story about some children on a school excursion.

We learn about animals and plants that live in trees.

### In Unit 6



We find out about where children in the UK go on holiday.

We talk about things you can see in the countryside.

### 1 Say *The Tiger Street* word rap.



1 mountain



2 river



3 lake



4 forest



5 path



6 bridge



7 gate



8 signpost



9 farm



10 campsite

### 2 Listen and draw. Say.



In my picture, it's raining. There's a mountain and a river. There's a bird and a dog.

### 3 Do the Spelling Bee



F-O-R-E-S-T

# A Discovery in the Forest

4 Listen and read. Act out the story.

1 Some children are staying on a campsite with their teacher, Mr Taylor.

Let's go into the forest. I want you to find everything on the list.


I can take photos of everything on the list.



2 Look! There's a mushroom.

And here's a ghost orchid.

That isn't a ghost orchid. Ghost orchids are very rare.





3 Look! There's a badger.

4 Ow! I can't move. I think my leg is broken.

What can we do?

You stay here. We can go back to the campsite for help.



5 Sorry, Mr Taylor. We don't know the way to the campsite.

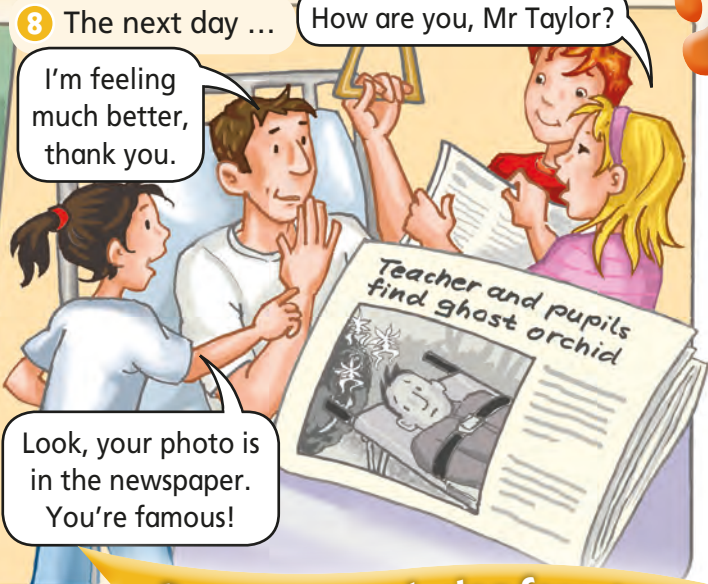
6 Half an hour later, the children return with the rescue services.

What's the matter?

It's my leg. I think it's broken.

Go to the end of the path. Turn right. Go round the lake. Turn left at the signpost. That's the way to the campsite.





Do you like exploring forests?

5 Read and write the correct sentences. Listen and check.

- 1 The children are staying on a farm.
- 2 Ghost orchids are very common.
- 3 Mr Taylor falls when he sees a fox.
- 4 Mr Taylor breaks his arm.
- 5 Mr Taylor is lying next to a black orchid.
- 6 The next day, Mr Taylor's photo is in a magazine.

6 Read and reflect.

This story is an adventure story / a photo story / a ghost story .

I think the story is interesting / scary / silly / funny .

The story ends happily / unhappily .

I think the ghost orchid is / isn't a real flower.

What do you think?



TIGER STREET

CLUB VALUES



**Think about it:**

- Is it important to respect the rules of the countryside?
- Which rules of the countryside do you think are important?




7 Listen and say the missing words. Learn.

- Turn left at the bridge.
- Don't turn right.
- Go to the end of the path.
- Do I go straight on?
- Do we go over the bridge?

**Tiger Tips**  
Remember!

- Turn left.
- Don't turn right.

8 Listen and play *Where are you?*



Go to the end of the path.  
Turn left. Go straight on.  
Turn right at the signpost.  
Go to the end of the path.



We're in square B2.




	A	B	C	D	E	F
1						
2						
3						
4						

START X

9 Give instructions to a friend.



Go to the end of the path.  
Turn right. Go over the bridge.



I'm in square F2.

# is for Grammar!



## Lesson 4 Grammar, Listening and Speaking

10  Listen and repeat. Say.

Fantastic Phonics



A ghost under a signpost says, 'Don't go over the bridge'.  
A dog on a rock says, 'Do not get lost in the forest'.

11   Listen and read. Sing *The way to the campsite*.

Excuse me. We're lost  
And it's a very dark night.  
Do you know the way to the campsite?

Go straight on.  
Go to the end of the path.  
Don't go over the bridge.  
Go round the farm.  
Turn left at the river  
And then turn right.  
That's the way to the campsite.  
Yes, that's the way to the campsite.



12  Go to Activity Book page 95. Make the review sentence cut-out cards. Play *Sentence bingo*.

Turn right at the end of the road.

Go straight on.

Go straight on.

Yes! I've got it.

I've got it. Bingo!




# Tiger Team

## Lesson 5 Reading

13 Listen and read.

### Arboreal animals and plants



arboreal = about trees

Next time you go to a forest, remember that one tree can be the home of many mammals, insects, birds and different types of plants and fungus.



1 This is mistletoe. It grows on tree branches. The plant is a parasite. It takes water and nutrients from the tree. But mistletoe is important because many birds and animals eat it.



2 This bird is called a woodpecker because it pecks tree trunks. It makes holes in the trunk. Its babies live in the hole. Woodpeckers eat insects that live in trees.



3 Some mushrooms grow on tree trunks, but don't eat them. Some of them are poisonous.



4 Squirrels live in nests in trees. They build their nests high in the tree for protection from predators. Their favourite food is nuts.



5 These beetles lay their eggs in dead trees. When the larvae are born, they eat the dead wood.

When we cut down trees and forests, we destroy the natural habitat of many animals and plants.



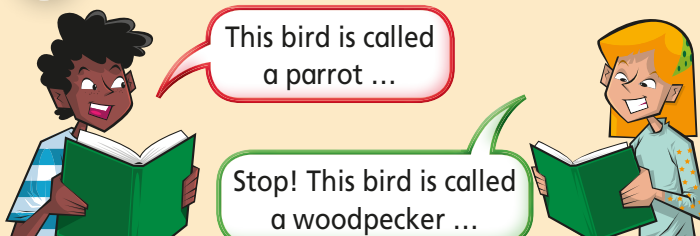
14 Read and answer the questions. Listen and check.

- Which photos show a mammal, a fungus, a bird, an insect and a plant?
- Which animals eat dead wood?
- Which animals eat insects?
- Why is mistletoe important?
- Where do some mushrooms grow?
- Which animals eat nuts?

Do YOU know...?

Squirrels shake their tails to communicate.

15 Play Read and change.



This bird is called a parrot ...


Stop! This bird is called a woodpecker ...

16 Think and say what you prefer.

I like walking in the mountains, but I prefer walking in the forest.



# Magazine



## Lesson 6 Video, Reading and Writing

17 Watch the video clip.

18 Listen and read.

Answer the questions.

Let's find out where children in the UK go on holiday. Where do you go for your holidays?



### Tiger Street Club Report

In the UK ...

*School finishes at the end of July. The summer holidays are six weeks long. Many children go to the beach or to campsites. Some children stay with their grandparents. Some children go to other countries with their family. Everyone's holiday is different.*

#### My ideal holiday destination

Our family goes to a holiday camp for the summer holidays. It's great fun! We go to a campsite in Sherwood Forest. People stay in cabins or tree houses. There are lots of things to do. There's crazy golf and a climbing wall. There's also an incredible swimming pool. When you go to a holiday camp, remember to take your swimming things.

by Zach



On holiday, I like exploring the forest with my brother, Zach.

You can see amazing plants and animals in the forest. When you go, don't forget to take a camera. It's a great place for taking photos.

by Clare



#### 19 Prepare your project

Think about and say.

- where you want to go
- what's there and what you like doing there

I want to go to the mountains ...



Plan and write your project → Go to Activity Book page 50.

Learning to LEARN

My words to remember:

mistletoe beetle woodpecker mushroom cut down natural habitat

20



Listen and repeat. Act out.



Excuse me. I'm new. Where's the school library?

Go to the end of the corridor and turn left. The library is on your right.

No, the library is on your right.

Let me repeat that. I go to the end of the corridor, I turn left and the library is on my left.

OK. I've got it. Thank you.

22



Listen and read.

TIGER STREET TALES

1

I want to go to the countryside.

I've got a map. Let's go to the forest.

Reading For Pleasure

Fantastic!

2

The map says go to the end of the tunnel, then turn right.

3

Turn left and then go straight on.

4

Here we are.

5

Look, we're in a campsite.

It's a campsite in the forest. Perfect!

6

Look at all this food.

I love picnics.

What a fantastic holiday!

52



Go to Activity Book page 51. Do the Lesson 7 and Lesson 8 Unit 6 Review.

21



Read and listen.

READING CORNER: a poem

I don't go to school.  
I stay at home.  
I play games.  
I watch films.  
I see my friends.  
I go to the beach.  
I'm happy.  
It's sunny and warm.

