

6 At the Beach

Lesson 1



Vocabulary

Listen, read and look.

We read a story about a shark and dolphins.

We learn about secrets of the sea.

In Unit 6



We find out about the seaside.

We talk about things we're doing now.

1 Say *The Tiger Street* word rap.



1 collecting shells



2 making a sandcastle



3 playing volleyball



4 playing Frisbee



5 playing with a bat and ball



6 swimming in the sea



7 fishing



8 snorkelling



9 putting on sun cream



10 lying in the shade

2 Play *Mime and guess*.



What am I doing?

You're swimming in the sea.



3 Do the *Spelling Bee*

F-I-S-H-I-N-G



4

CD3
13

Listen and read. Act out the story.

1 It's summer. Some children are having fun on the beach.

What are you doing?

I'm collecting shells.

I'm making a sandcastle.

We're playing volleyball. Come and join us.

2 Two children, Lia and Sam, are snorkelling in the sea.

Wow! Look at the fish.

Yes. They're amazing!

3 Suddenly, Lia and Sam see a shadow in the water.

Hey Lia! What's that?

I don't know. It's big. I'm scared!

4

Oh no! It's a shark.

It's got big teeth and it's swimming towards us.

6 Suddenly, three dolphins appear.

Listen, Sam! The dolphins are making noises to scare the shark.

5 Help!

It's a shark. Save us!

Oh, wow! They're protecting us. I can't believe it. And look. The shark is swimming away.



5 Read and answer the questions. Listen and check.

- 1 What are Sam and Lia doing in the sea?
- 2 What is the shadow in the water?
- 3 What are the dolphins doing?
- 4 What is the shark doing?
- 5 Are Sam and Lia safe?
- 6 Do Sam and Lia like dolphins?

6 Read and reflect.

This story is a myth / an adventure story / a detective story .

I think the story is interesting / scary / funny .

The shark is friendly / dangerous .

Dolphins protect sharks / people .



TIGER STREET

CLUB VALUES



Think about it:

- Is it important to keep safe?
- What do you do to keep safe?



Grrr...



7 Listen and say the missing words. Learn.

What are you doing? I'm making a sandcastle.

Are you playing volleyball? Yes, I am.

Are you fishing? No, I'm not.

He's lying in the shade. She's fishing.

We're swimming. They're playing Frisbee.

Tiger Tips

Remember!

- **I'm** = I am
- **You're** = You are
- **He's** = He is
- **She's** = She is
- **We're** = We are
- **They're** = They are

8 Play **Guess who!**



What are you doing?

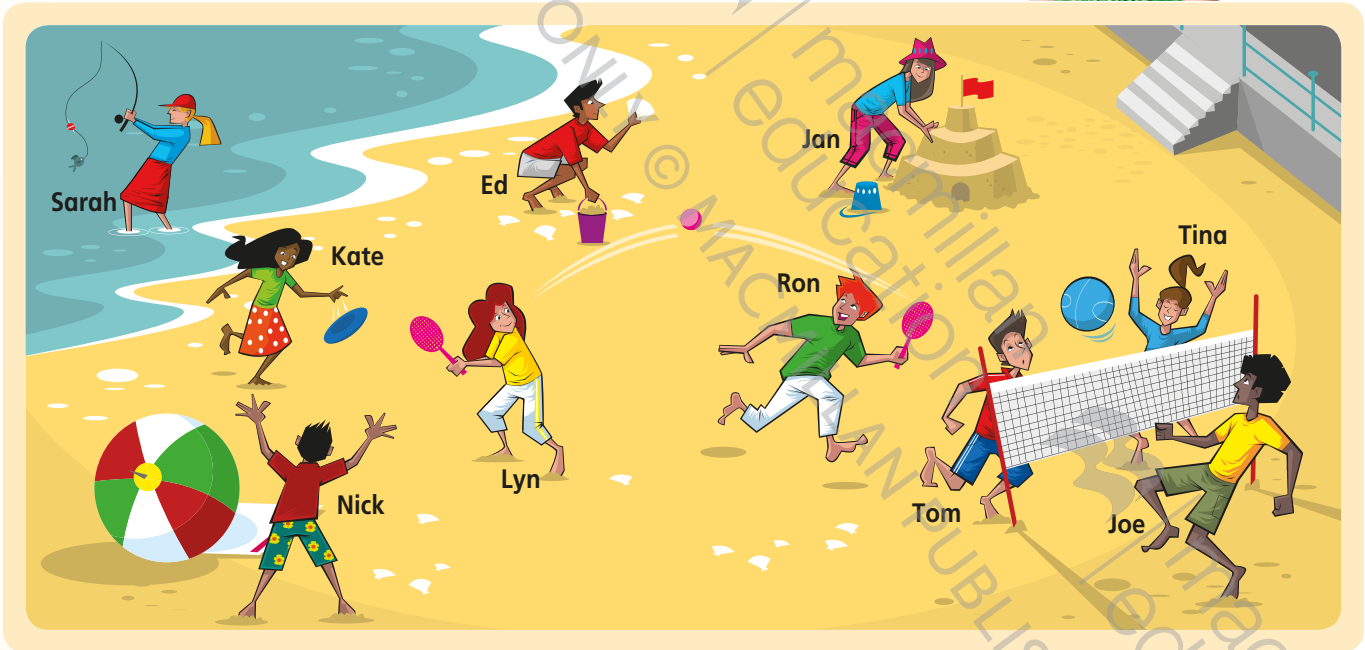
I'm playing volleyball.

Are you wearing a red T-shirt?

Yes, I am.

Are you Tom?

Yes, I am.



9 Look and say.



Jan is making a sandcastle.
She's wearing a blue T-shirt.



Ed is wearing a red T-shirt.
He's collecting shells.


is for Grammar!



Lesson 4 Grammar, Listening and Speaking

10  Listen and repeat. Say.

Fantastic Phonics



Becky is playing with a **b**at and **b**all on the **b**each. She's wearing **b**rown **b**oots.
Victor is playing **v**olleyball. He's wearing a **v**ery colourful **v**est.

11  Listen and read. Sing *It's summer time!*

*It's summer time for everyone.
We're playing on the beach, we're having fun.*

I'm collecting shells.
He's swimming in the sea.
She's putting on sun cream.
They're sitting under a tree.

I'm making a sandcastle.
She's playing volleyball.
He's reading a book.
They're doing nothing at all.



12  Go to Activity Book page 95. Make the beach cut-out cards.

Play *Say and arrange*.



OK! Let's check.



Tiger Team

Lesson 5 Reading

13 Listen and read.

Secrets of the sea



Rock pools are small pools of sea water.
Rock pools are full of exciting sea life.
You need to wear shoes to explore rock pools.

Here are some secrets of the sea you can discover in rock pools.



This is a crab. It's walking sideways and it's looking for food.




This is seaweed. Lots of little fish are hiding in the seaweed.



This is a starfish. It's resting in the rock pool. It's safe from the waves.



This is a sea urchin. It's got sharp spikes. Be careful not to touch it.



This is a jellyfish. It's catching tiny animals with its tentacles.



This is a little seahorse. It's swimming in the rock pool.

14 Read and say *True* or *False*.

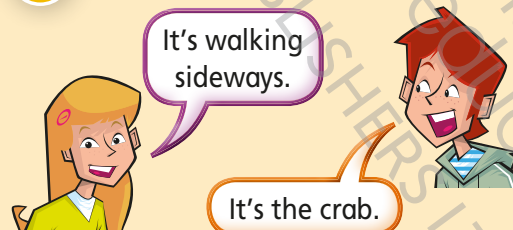
Listen and check.

- 1 Rock pools are big pools of sea water.
- 2 You need to wear shoes to explore rock pools.
- 3 The crab has got sharp spikes.
- 4 The jellyfish is catching tiny animals.
- 5 The seahorse is swimming in the rock pool.

Do YOU know...?

Baby seahorses are born from their father.

15 Play Name the animal.



Magazine



Lesson 6 Video, Reading and Writing

16 Watch the video clip. 

17  Listen and read.

Answer the questions.



Tiger Street Club Report

In the UK ...

Many children go to the seaside in the summer. It's sometimes cloudy or raining, but there are lots of fun things to do on the beach. You can go for donkey rides and eat fish and chips. You can also write postcards to your family at home, like this one.

A holiday postcard

Dear Aunt Rasha,


I hope you're well. I'm having a great time at the seaside. We're staying in a bed and breakfast near the beach. It's fantastic! Today it's cloudy and raining. We're visiting a search and rescue centre. It's lots of fun. I don't want the holiday to end.

See you soon,

love from Nasim



18 Prepare your project

 Think about and say.

- where you are and where you're staying
- the weather
- what you and your friends are doing

I'm having a great time at the beach. I'm staying at a campsite ...



Plan and write your project → Go to Activity Book page 50.

Learning to
LEARN

My words to remember:

starfish seahorse crab seaweed sea urchin

19

CD3
23

Listen and repeat. Act out.



20


CD3
24

Read and listen.

READING CORNER: a poem

Shell

A shell is lying
On the wet rock.
It's small and round,
Grey and brown,
Smooth and shiny.
A tiny animal is living
In its perfect home.



21

CD3
25

Listen and read.

TIGER STREET TALES

