



Why do we build skyscrapers in cities?

Lesson 1 Vocabulary

1 Find and circle. Classify the words.

J B Y V T O V P P S C K F K C A L H P X T A W G Q C A F N T Y G C U
 G C T A E S P W C K L E Y D D W Z J X U O Z B I Z J R P T H S V D B
 Z H B W G V Y L I Y X O S B W I N L G G K I V K O F X O H E M S X Z
 A X G I D I U I D S Z K V P Q M O U Y R P R C Q L I E A E D H N O R
 S B W V S K F F J C A M B L O C K O F F L A T S C M D H O W B W A Z
 F C K H R B Y T L R A B I H S Q O V S F X L J H I G U A L C D P I Q
 L O M E I Z J C L A D Y J L H T S T A D I U M B D Y E W D N K U K V
 P B T U A A N G N P U J G R P E B T D M K N T P O O N M P J P J Q L
 D A X M E A Q Z Q E O R B U X T H E O U T S K I R T S M A B O V T L
 H N E I G H B O U R H O O D Z R A J E E C T Z S A F V Z R Y R X M Y
 F K E R H S M P D J F Q N T Q O U N D E R G R O U N D S T A T I O N

Areas in a city	Buildings	Parts of buildings
<i>the old part</i>	_____	_____
_____	_____	
_____	_____	
_____	_____	

2 Complete the text with 7 words from Activity 1.





We live in Liverpool, one of the biggest cities in the UK. But we don't live in the centre – we live on the 1 *outskirts*. There isn't an 2 _____ station in our 3 _____, but there's a bus stop in front of our 4 _____ of flats. In the centre of Liverpool, there's a large 5 _____ where you can see big ships. There aren't many tall 6 _____, but there are lots of historic buildings in the 7 _____.

3 Your turn! Circle. Then write about where you live.

- 1 (port) There **is** / **isn't** a port where I live.
- 2 (bank) There **are some** / **aren't any** banks where I live.
- 3 (stadium) _____.
- 4 (skyscraper) _____.

Compare your sentences with a friend. Are they the same?



 Describe a **skyscraper** without using these words: *high, city, office*.

1 Read and complete the sentences. Then circle the correct words.

Curious about grammar: *need to + verb / need + noun*

+ I / You / We / They need to use public transport.
She / He _____ to use public transport.

- I / You / We / They don't _____ a car.
She / He _____ need a car.

- 1 We write **need to** before a **noun / verb**.
- 2 We write **need** before a **noun / verb**.
- 3 We use **isn't and aren't / don't and doesn't** in negative sentences.

2  What do Dylan, Dora and their town need? Listen and tick ✓ or cross ✗. Then complete the sentences.

a car a bus to go to school a sports centre
to walk far to go to a big city a stadium

- 1 Dylan and Dora don't need a car.
- 2 Dylan _____ walk far to see his friends.
- 3 The children _____ a bus to go to school.
- 4 Sometimes, they _____ go to a big city.
- 5 Dylan thinks Littlefield _____ a sports centre and a stadium.



3 What do you need to do? What do you need where you live? Complete the table. Then write.

I live in a small village. I need to go to the nearest town to go to school.

go to my after-school club relax use public transport walk to school
cafés cinemas flowers / trees new houses / flats new skate park
new sports centre parks transport solutions

	Me	My neighbourhood	My town/village
Needs	<u>to relax</u>	<u>a new sports centre</u>	
Doesn't need			

I live in _____ . I need _____
_____. I need to _____ .
I don't need _____ .
I don't need to _____ .

The City Protectors

1 Read the story again. Then read and complete the review.

~~cartoon~~ In the end need neighbourhood outskirts superheroes wants

The City Protectors

This manga 1 cartoon story is great. It's about three 2 who protect the people of their city. When they find out that a rich woman, Miss Modernity, 3 to demolish the old part of their city to build a shopping centre, they know that they 4 to stop her.

The heroes take Miss Modernity to the old part of the city. There she sees that the people are happy living in their 5. 6, Miss Modernity decides to build her shopping centre on the 7 of the city.

I really enjoyed this story. I give it four and a half stars out of five.

- Anusha from The Turtles

2 Who says what? Complete and match.

- 1 The old part of the city is a beautiful neighbourhood.
- 2 Miss Modernity, you _____ change your plans.
- 3 I want to see fabulous _____ buildings.
- 4 But _____ live in the old part.
- 5 I _____ here when I was a boy.
- 6 There's a great sense of _____ here.

d
 a Rin
 b Tomoko
 c Miss Modernity
 d Kenzo
 e neighbour
 f Grandpa

3 What do we need to do to understand other people's feelings? Read. Then listen and order.

a We need to ...

- ask people how they feel more often
- listen to their answers and think about them.

c We need to ...

- be curious about how other people feel
- care about how they feel.

b We need to ...

- share time with the other person
- do activities together.

d We need to ...

- imagine we're the other person
- imagine how that person feels.

How can understanding feelings help you?

4 Think about someone you know. What do you need to do to understand their feelings?

I need _____

_____.

Creativity Corner
 Act out a conversation.
 Start: *How do you feel today?*

28



1 Look, read and number. Then write.



- You can put your glass and plastic rubbish here. _____
- People can walk here, and there are no cars. _____
- 1 You can use the internet here. wi-fi zone
- This is a part of the road especially for bikes. _____
- This transport can take you up and down mountains. _____
- It's a place with grass, flowers, plants and trees. _____

2 Complete the sentences with words from Activity 1.

- 1 I live in the countryside, so my village doesn't need any green spaces.
- 2 I'd like to ride my bike to school, but there isn't a _____ in my neighbourhood.
- 3 Where I live, we need a lot more _____ for our rubbish and plastic bottles.
- 4 We need a better transport system in my area. We need an underground train or a _____.
- 5 We need a free _____ in my town. It's important that everyone can use the internet.
- 6 I live on a street with a lot of traffic, but there's a big _____ round the corner, with lots of shops and no cars.

3 Answer about where you live. Compare your answers with a friend.

Why do cities need wi-fi zones?

Cities need wi-fi zones so that everyone can get access to the internet.

Why do cities need ...

- 1 (public transport)? Cities need public transport so that _____
- 2 (recycling containers)? _____
- 3 (pedestrian areas)? _____
- 4 (cable cars)? _____
- 5 (bicycle lanes)? _____
- 6 (green spaces)? _____

Curiosity Corner

Where is the longest cable car line in the world? Investigate.



1 Read and complete the sentences. Then circle the correct words.

Curious about grammar: *must / mustn't*

+ I / You / She / He / It / We / They must protect historical buildings.

- I / You / She / He / It / We / They _____ demolish historical buildings.

- 1 We use **must** and **mustn't** with a **noun / verb**.
- 2 We **write / don't write to** before the main verb.



2 Read and match. Write *must* or *mustn't*.

There are many rules about what people can and can't build, but the rules are different in every town and city.

- | | |
|---|--|
| <p>1 For example, some cities don't want skyscrapers,</p> <p>2 Some cities want to increase the number of trees and plants,</p> <p>3 Today, in general, every new neighbourhood _____ have</p> <p>4 Cities sometimes need to destroy old buildings,</p> <p>5 Cities need to reduce traffic,</p> | <p>a green spaces, cycle lanes and places for recycling containers.</p> <p>b so they _____ improve their public transport system.</p> <p>c so every new building _____ have a green space.</p> <p>d so you <u>mustn't</u> construct any building higher than ten floors.</p> <p>e but they _____ demolish <i>historical</i> buildings.</p> |
|---|--|

3 Write six rules for a new green space in your neighbourhood.

- (✓) *You must* _____
- (✓) _____
- (✓) _____
- (✗) *You mustn't* _____
- (✗) _____
- (✗) _____

4 **Sounds good!** Read and circle the silent *t*. Listen and check.

At the theatre, you must turn off your mobile phone.
You mustn't talk or make a noise.





@Cranes: In Tokyo, we've got some incredible buildings from the 2020 Olympic Games. Here's an article about how the Games can change and improve cities.

1 Read the article. Then answer the questions.



How the Olympic Games changes cities

The Olympic Games® is one of the most important sports events in the world. It takes place every four years and Olympic cities usually begin preparations more than seven years in advance. They need to design and build new gyms, swimming pools and stadiums. They need to build a new neighbourhood, called the Olympic Village, where the athletes can live during the Games. The city often needs to increase and improve public transport because so many people visit Olympic cities to see the Games. Everything that an Olympic city builds for the Games must be useful for the city afterwards.

In 2013, Japan started preparations for the Tokyo 2020 Summer Olympics. A new stadium was constructed in the same place as the 1964 Olympic

stadium. The new stadium is bigger – it has seats for around 68,000 people! It's more ecological than the old stadium, there's an Olympic museum, and it's got excellent access for people with disabilities.

In the end, the Tokyo 2020 Olympic Games happened in 2021, and not all the new buildings were used. But they will be used in the future!



- 1 When do Olympic cities start preparing for the Games? They start
- 2 What is an Olympic Village? _____
- 3 What is a rule about Olympic buildings and areas? _____
- 4 In what ways is the new stadium better? _____

2 How does London use the buildings from the 2012 Olympic Games?

Listen and complete.

- 1 The Olympic Village is now called East Village. Around 6,000 people live there.
- 2 The London Stadium is now the home of a _____ team.
- 3 In the velodrome you can do track cycling or _____ biking.
- 4 The London Aquatics Centre is now a place with public _____.



3 **Your turn!** Would you like the Olympic Games to be in your country? Why? / Why not?

Curiosity Corner

Did the Olympic Games take place in your country? When? Investigate.



Lesson 7 Communication and Skills

1 Listen and number. Then complete.

Where do they want to go?	<input type="checkbox"/> bank	<input type="checkbox"/> flower shop	<input checked="" type="checkbox"/> 1 underground station	<input type="checkbox"/> supermarket
Where is the place?	It's next to a _____.	It's opposite a _____.	It's in front of the _____.	It's in the _____.

2 Write sentences for giving directions.

1 you / underground station? / me / Could / the way to / tell / the nearest
Could you tell me the way to the nearest underground station?

2 road. / down / Go / this

3 your / Take / the first / on / left. / turning

4 underground station / The / right. / your / on / is

3 Read the email. Where is Austin's birthday party going to be? Circle.

in a park / by a river / in a café / in a shopping centre

↶
↷
☆
🗑️

1 Hi Logan, Noah and Amy,

2 I'm glad you can come to my birthday party! I'm writing to give you directions for when you get off the bus:

3

- Remember to get off the bus when you're opposite the stadium.
- Go down River Street, past the shopping centre.
- Take the second turning on your left. It's called Bridge Road.
- Walk for about two minutes. There's a café on your right called The Green Café. This is where my party is going to be!

4 See you at 17:00. There's going to be cake and ice cream, and we're going to have lots of fun!

Austin

4 Read the email again. Write the number of the paragraph.

In which part of the email does Austin ...

a ... give directions for how to get to his party? 3

c ... finish his email and give other information?

b ... greet his friends?

d ... give his reason for writing?





5 Plan your email to your friends. Make notes.

<p>1 Who?</p> <hr/> <hr/> <hr/> <hr/> <hr/> <hr/> <hr/> <hr/> <hr/> <hr/>	<p>3 Directions</p> <ul style="list-style-type: none">• _____• _____• _____• _____
<p>2 What and where?</p> <hr/> <hr/> <hr/> <hr/> <hr/> <hr/> <hr/> <hr/> <hr/> <hr/>	<p>4 Other information (time, food, activities, etc.)</p> <hr/> <hr/> <hr/> <hr/> <hr/> <hr/> <hr/> <hr/> <hr/> <hr/>

6 Write your email. Use your notes.

Writing tip!
Remember to use imperative sentences to give instructions.

↩ ↪ ☆ 🗑

1 Dear _____ ,

2 Great news that you can come _____

3

4 See you _____ !

Creativity Corner
Imagine your party in Activity 6. What did you do? Tell a friend.



33

Lesson 8 Review

1 Think about the new words in this unit. Read and write.

- 1 It's a very tall building.
- 2 You can keep your money safe in this place.
- 3 You can see a football match here.
- 4 There are historical buildings in this part of a city.
- 5 You use it to go from one floor to another in a building.
- 6 It's the area around the edge of a town or city.
- 7 It's a building where many people live.
- 8 There are ships or boats in this part of a city.
- 9 It's an area of a city where people live.
- 10 You can catch a train here in a city.

skyscraper



Which words have got **silent letters**? Which letters are silent - the same ones or different ones?

2 What do they need? Complete and match the questions with the answers.

- 1 Why do cities need to build skyscrapers?
 - 2 Do you _____ walk to school?
 - 3 Does your village _____ a park or green spaces?
 - 4 Why do we _____ use public transport?
 - 5 Why don't you _____ your rucksack?
- a No, I don't. I _____ take the bus.
- b Because we _____ reduce traffic.
- c Because people _____ more offices.
- d Because I _____ take any books to school today.
- e No, it _____ green spaces. It's in the countryside.



3 Break the code. Write the rules. Then circle.

A	B	C	D	E	F	G	H	I	J	K	L	M	N
?	.	Z	Y	X	W	V	U	T	S	R	Q	P	O

FX MHI ? ONHO ?WIXK **OXXYB** FX MHI ? GXK. ?WIXK **OXXY** **INB**
 We _____

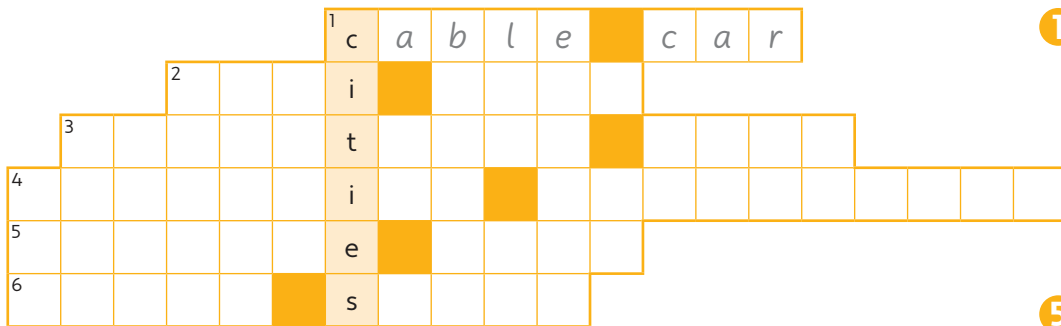
I **understand** / **don't understand** the rules.



Describe a **bank** without using these words: money, credit card, cash machine.



4 Look and do the crossword.



5 Order and complete.

1 buildings / have / mustn't / ten floors. / more than

In many cities, *buildings mustn't* _____.

2 must / there / be / green spaces. / some

In all cities, _____.

3 town planners / historical / mustn't / buildings. / demolish

In most cities, _____.

4 use / people / must / recycling containers.

In most cities, _____.

6 Read and complete.

about clear ~~could~~ course down nearest right take

Tourist: 1 *Could* you tell me the way to the 2 _____ bank?

Milo: Of 3 _____. Go 4 _____ this road and 5 _____ the third turning on your left. Then walk for 6 _____ 100 metres. The bank is on your 7 _____, next to a block of flats.

Tourist: Thank you. That's very 8 _____.

7 Read and reflect. Circle a number.

Think about Unit 3

I **can** remember and use the vocabulary in this unit.



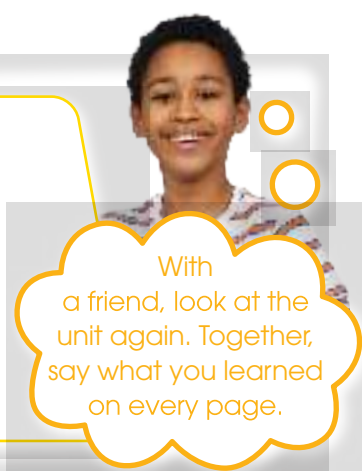
I **can** read and understand the texts in this unit.



I **can** understand and use the grammar in this unit.



I **can** talk about why cities change.



With a friend, look at the unit again. Together, say what you learned on every page.