


# 8 Fruit, delicious fruit!

## Lesson 1



Follow the footprints.



Listen and sing the song.

This is a melon. This is a plum.  
And these are strawberries, too  
Fruit is sweet and delicious  
Fruit is good for you!


This is a pineapple. This is a pear.  
And these are cherries, too  
Fruit is sweet and delicious  
Fruit is good for you!

This is a kiwi. This is a peach.  
And these are raspberries, too  
Fruit is sweet and delicious  
Fruit is good for you!

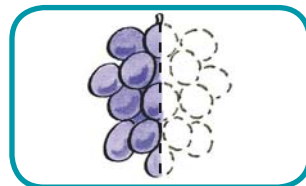


Look, draw and say.


1



2




3



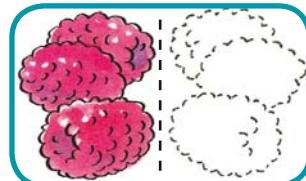
4



5



6



It's a strawberry.

They're grapes.






## Lesson 2



Listen and act out the story.





## Lesson 3




Listen, circle and say.

1




2



3



4




Would you like a pear?

Yes, please!



Make and play with the picture cards. (Activity Book page 93)



## Lesson 4




Listen and say the chant.


What's that?  
Can you guess?  
It's big, green and sweet  
And it's nice to eat!  
It's a ...

What are those?  
Can you guess?  
They're small, green and sweet  
And they're nice to eat!  
They're ...

... It's big, yellow and sweet ...  
... They're small, red and sweet ...



Look, ask and say.



Listen and say.

**Frodo's  
word fun**



Peter prefers peaches to pears!  
Polly prefers pineapples to plums!

What's that? It's a ...  
What are those? They're ...

Lesson 4 Communication, grammar and pronunciation